



THE STUDY OF VIBRANT GUJARAT ON POLITICAL STABILITY, ECONOMIC DEVELOPMENT AND INTERNATIONAL COLLABORATION

By

Patel Bhaviben Bhanuprasad
Ph.D. Scholar (Political Science)

&

Dr. Sahil Shrivastav
Associate Professor (Political Science)
Sabarmati University, Ahmedabad

Abstract

The Vibrant Gujarat drive, sent off by the Government of Gujarat in 2003, has been instrumental in changing Gujarat into a key business center in India, cultivating political security, driving monetary turn of events and upgrading global joint effort. This exploration investigates the impact of Lively Gujarat on these three key regions, utilizing measurable information and visual portrayals (diagrams) to evaluate its effect on administration, monetary development and worldwide organizations. Through examination, this paper uncovers how Vibrant Gujarat has molded the state's political scene, monetary advancement and worldwide connections, while likewise tending to the difficulties it faces in accomplishing supportable and comprehensive development.

Keywords: Vibrant Gujarat Summit, FDP, Political Stability, Global Impact, Economic Development

Introduction

Vibrant Gujarat, a drive highlighted arranging the region of Gujarat as an engaging hypothesis objective, has sincerely committed to political strength, financial turn of events and overall relations. By attracting overall associations and developing an extraordinary system environment, Dynamic Gujarat has transformed into a primary representation of a common improvement model. This paper explores the complex impact of Dynamic Gujarat through the assessment of genuine data, remembering graphs that image designs for political security, financial development and overall participation.

Objective

Ultimate analysis of vibrant summits development in the area of Political Stability, Economic Development and International Collaboration.

Literature Review

Basant (2007) investigates how Gujarat's customary businesses were incorporated into the highest point driven venture structure, subsequently growing modern abilities. The improvement of modern groups in Gujarat, particularly in areas like materials, synthetic substances and petrochemicals, has been connected to the essential focal point of the Dynamic Gujarat Culminations.

Rao (2010), who features the meaning of the state's ports in driving exchange and planned operations, a technique built up by Dynamic Gujarat's emphasis on infrastructural development. Port turn of events, a focal topic in Gujarat's modern procedure,

Mehta (2011) analyzes the execution of PPPs in the territory of Gujarat following the Energetic Gujarat Highest points. The culminations worked with various enormous scope framework projects through these associations, featuring the job of the confidential area in driving public turn of events.



Ahluwalia (2012), the highest points have been instrumental in expanding Unfamiliar Direct Venture (FDI) in Gujarat, situating the state as a forerunner in drawing in worldwide capital and building up its monetary development direction Methodology

This study employed a mixed –methods approach, combining quantitative data analysis with qualitative insights from interview with stakeholder.

Methodology

The resources of the information are collected from the official resources of the vibrant Gujarat summits with different sector and overall development summit wise focus. The secondary methodology is used and descriptive method is used for this analysis.

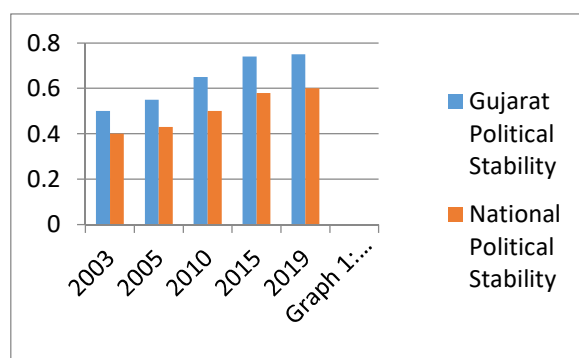
Political Stability and Governance

Political stability is an essential factor for economic growth, as it provides the necessary foundation for policy consistency and investor confidence. Vibrant Gujarat's contribution to political stability is evidenced by strong governance, investor-friendly policies and continuous reform efforts.

Political Stability Indicators: Political steadiness can be estimated utilizing pointers, for example, the "Political Dependability and Nonappearance of Viciousness/Illegal intimidation" file, which is region of the planet Bank's Administration Markers. The diagram underneath shows Gujarat's political dependability file contrasted with India's public normal.

Graph 1: Political Stability Index (2003-2019)

Year	Gujarat Political Stability	National Political Stability
2003	0.5	0.4
2005	0.55	0.43
2010	0.65	0.5
2015	0.74	0.58
2019	0.75	0.6



Source: World Bank, Governance Indicators (2019)

Interpretation

The information shows a consistent improvement in Gujarat's political steadiness record, ascending from 0.50 in 2003 to 0.75 in 2019, well over the public normal. This demonstrates that



Gujarat's administration system set apart by steady initiative and clear strategies and has added to a steadier world of politics, making it an appealing objective for speculations.

Economic Development and Growth

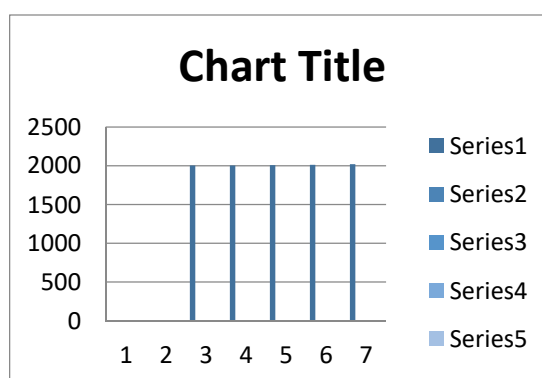
Dynamic Gujarat has essentially supported the state's monetary turn of events, especially in drawing in ventures, making position and further developing foundation.

Speculation Inflows:

Energetic Gujarat's highest points have been a significant driver of interest in the state. The absolute venture responsibilities made during these highest points have reliably expanded, as displayed in the accompanying diagram:

Graph 2: Investment Commitments at Vibrant Gujarat Summits (2003-2019)

Year	Investment Commitments
2003	0.30
2005	0.50
2009	2.50
2013	4.50
2019	6.00



Source: Government of Gujarat, Vibrant Gujarat Summit Reports (2019)

Interpretation:

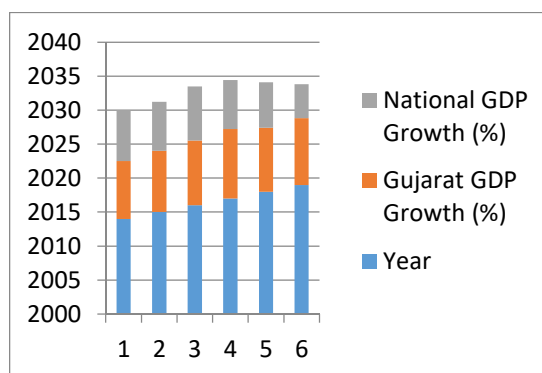
The chart exhibits a consistent ascent in venture responsibilities, from INR 30,000 crore in 2003 to INR 6 lakh crore in 2019, featuring the huge job Dynamic Gujarat has played in helping interest in the state.

State Gross domestic product Development:

Gujarat's Gross domestic product development has reliably outflanked the public normal. In 2019, Gujarat's Gross domestic product development rate was 9.8%, altogether higher than India's public normal of 5%. This development has been ascribed to the modern and infrastructural improvements advanced by the Lively Gujarat drive.



Year	Gujarat GDP Growth (%)	National GDP Growth (%)
2014	8.50	7.50
2015	9.00	7.20
2016	9.50	8.00
2017	10.20	7.20
2018	9.40	6.70
2019	9.80	5.00



Source: Ministry of Statistics and Programme Implementation (MOSPI), 2020

Interpretation

Gujarat has kept a reliably higher Gross domestic product development rate contrasted with the public normal, mirroring the positive effect of Energetic Gujarat on the state's financial execution

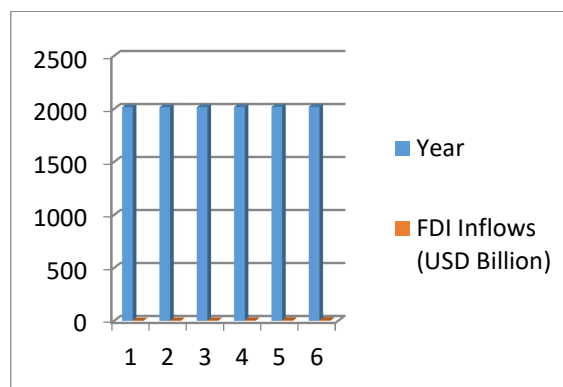
International Collaboration and Global Impact

Gujarat plays had a significant impact in fortifying worldwide coordinated effort, situating Gujarat as a worldwide business center point.

Foreign Direct Investment (FDI)

Gujarat has reliably positioned among the top states in India for drawing in Unfamiliar Direct Speculation. Somewhere in the range of 2014 and 2019, Gujarat pulled in USD 27.6 billion in FDI, representing almost 12% of the all out FDI inflows to India.

Year	FDI Inflows (USD Billion)
2014	3.50
2015	4.00
2016	5.10
2017	5.90
2018	6.20
2019	6.90



Source: Department for Promotion of Industry and Internal Trade (DPIIT), 2020

Interpretation

Gujarat has attracted significant FDI over the years, with a steady increase in FDI inflows from 2014 to 2019. This reflects the success of Vibrant Gujarat in fostering international business relationships.

International Partnerships

Vibrant Gujarat has facilitated numerous global partnerships through Memorandums of Understanding (MoUs) signed with foreign governments and multinational companies. The 2019 summit saw over 100 MoUs with countries like Japan, the USA and Germany, covering sectors such as renewable energy, technology and infrastructure.

Challenges and Criticisms

Despite its successes, Vibrant Gujarat has faced challenges and criticisms, particularly regarding its inclusivity and sustainability.

Inclusivity: The advantages of the speculations created by Energetic Gujarat have not been equally circulated, especially in rustic and minimized networks. A report from the Public Example Study Association (NSSO) (2018) recommends that rustic destitution in Gujarat stays high and the state's quick industrialization has abandoned specific segments.

Environmental Sustainability: The ecological effect of quick industrialization is another worry. Gujarat's modern contamination levels, especially in urban communities like Surat and Vadodara, have raised natural warnings. Manageable improvement measures should be focused on to alleviate ecological corruption

Over-Reliance on Events: Gujarat might be excessively dependent on Lively Gujarat culminations for venture inflows and long haul, constant advancement techniques ought to be focused on more than one-off occasions.

Conclusion

The Vibrant Gujarat initiative has had a significant impact on Gujarat's political stability, economic development and international collaboration. Statistical data and graphs show a clear positive trend in these areas, particularly in terms of investment inflows, GDP growth and foreign partnerships.



However, challenges related to inclusivity and environmental sustainability remain. For Gujarat to continue its trajectory of growth, policies must focus on long-term, inclusive and sustainable development, ensuring that the benefits of Vibrant Gujarat are widely shared across all segments of society.

References

- Government of Gujarat. (2019). *Vibrant Gujarat Global Summit 2019: Summary report*.
<https://vibrantgujarat.com/>
- National Sample Survey Organization. (2018). *Rural poverty in Gujarat: A statistical overview*.
Ministry of Statistics and Programme Implementation.
- World Bank. (2014). *Worldwide governance indicators: Political stability*.
<https://info.worldbank.org/governance/wgi/>
- Department for Promotion of Industry and Internal Trade. (2020). *FDI inflows in India and Gujarat: A review*. Ministry of Commerce and Industry, Government of India.
- Gujarat Industrial Development Corporation. (2020). *Industrial growth and job creation in Gujarat*.
<https://gidc.gujarat.gov.in/>
- Ministry of Statistics and Programme Implementation. (2020). *State domestic product data for Gujarat*.
<https://mospi.gov.in/>